

# Monthly News Letter

## Boathouse 4/5 Volunteers

### November 2017



**A brilliant month overall lots of work some really nice new people and some not so bad old people. The Victorian Festival within days away and Christmas just round the corner.**

**Portsmouth Naval Base  
Property Trust**



**The Green Parrot** –Below right shows the result of Fay P's and Tracie B's continuing efforts stripping off some of the paint below the waterline aft next to the skeg and prop shafts. IBTC Students have also recommenced the work on the engine room bulkhead as seen in the photo below with Alex showing off some of the finer detail.




**MGB 81**– Work in the Lymington boatyard is moving on well with some of the new frames going in. MGB 81, the outside of her hull has been declared to very sound in deed. So the job moves on at a good pace.

**HSL 102** – Chris A has drawn up the winter maintenance programme for 102. She will be moving over to the Serco Denholm yard very early in December.

**Motor Whaler Danae** – She remains operational our resident 'Clankies' continue with the ongoing care and maintenance.

**Cyclops Restoration Programme** – We have had



a slightly reduced level of work on Cyclops this month due to the priority of getting the Clyde cruiser



'Rover' ready for her transport when she leaves us shortly. She is being withdrawn from the overall programme of work to be completed at another boat yard. However of the work that has been done on Cyclops during the first ten days of the month the photos above and below summarise our joint activities. Above left Whaler John is working with a 'Taster day' man James, here they are preparing some laminate veneers, centre above Trevor D is taking a breather from stripping off the old paint and mastic bedding from Cyclops's bilge rail getting it ready to fit back in place now that we have finished



the planking repairs. Bottom right on the previous page you can see another of our guys Luke looking as though he has a real cross to bear. In fact it is the 'bigman's' set square that Steve D made up for us last month and Luke is working with Fred to set up some of the thwarts.



In the next set above left Natacha and Alex who are with us for three weeks from their jobs in France, as carpenters, Alex is also an archaeologist who is spreading his skills base. Here they are carrying on from Luke and Fred setting out and fitting some of the thwarts, again you can see the set square in action. I have to make a point of showing this as Steve D was a bit sceptical last month when Fred described what it was he wanted him to make. In the other two photos above they show a group of the guys and gals gluing up a set of veneers to make up a new frame. Now this in itself this isn't amazing as we have been doing them on a regular basis for the past 8 months or so but on this occasion it was unique as it was the first time we had ever had more volunteers gluing and laminating than we had actual bits of wood going into the frame. On that day we ended up with 17 volunteers all working on Cyclops at the same time!! Talk about a co-ordination task getting the right division of labour, at the end of the day Fred was found a gibbering wreck hiding under the boat.



In the photo above left I managed to get the majority of them to stand still in one place long enough to take their picture, by this time we had lost Claire, John W, Luke, John B and Tracie B as they had needed to leave early, they are all smiling as in deference to our French visitors I declined to call 'Cheese' and shouted 'Fromage' instead. In the photo above centre Brian L is discussing the finer points of life with Bob S it must have been early on in the conversation as I can't see any ears bleeding from either of them at this point. Finally at the far right you can see all of the new planks on the Starboard side along with a newly stripped hull.

**Rover The Clyde River Cruiser** – As I mentioned earlier in the Cyclops article we had put a temporary hold on Cyclops to work on Rover. She is about to leave the boathouse and go up the IBTC Lowestoft where she will be completed. The volunteer's role in this exercise was to put in some bracing to ensure that she suffered no damage during the transfer. In the following photos some of this work is tracked as we carried it out.






First photo bottom left on the previous page we have got John B busy working in the empty hull making some patterns for the hanging knees and bracing gussets, next David S is cutting a diagonal cross brace and finally on the right John B is there again with one of the finished top brace gussets, he looks pretty pleased with himself doesn't he. Below left John P and Keith D are working on her transom making a box section stern knee. Below middle Natacha is doing a balancing act after fitting the cross beam just behind her and finally Geoff G is handing in another of John B's gussets, all will become clear as the job moves on.



Below left David S and Geoff G have fitted their diagonal braces and middle below John P's and Keith D's stern knee can be seen in all of its glory over right below Brian D and Luke are screwing and gluing hanging knees and main gussets and I happen to know that hidden behind that section is Fay who is also gluing and screwing pads in place.



Below left Rosa is in the process of gluing up another vertical knee whilst in the middle Steve D, Brian D and John C are transferring the patterns that they have made onto some shuttering ply to make another few hanging knees and then I managed to get a photo of most of the team taking a well earned rest spaced out along the braces that they had put in that day. From the front we have got David Y, Alex, Brian D, Natacha, Steve D and last but not least Fay peering around the farthest set of braces.



Over middle left David G has been confined to the virtual cable locker on Rover as he measures up the last cross brace right in the forepeak here he is really suffering from Rover's Revenge.



Can anyone remember last month me telling you of the transformation of a couple of our Clanky / Leckie types, well bottom left on the previous page they are again doing clanky type things to the engine bearers so we can load them into the boat when the time is right, they also did some pure chippy work as well but unfortunately I missed the photo opportunity. Bottom right on the previous page we have got David G, Allan B, and Linden T all previously of the gig team variety. But as David had nicked Cyclops's Thursday 'A'



team to work on his gig this is a case of Rover's Revenge as seen on the previous page. Above right they have all been pulled back to work on Rover. I think if you look carefully David's smile is through gritted teeth as he can't wait to get back to his boat. Finally over left the bracing is virtually complete with just a few of the final after sections to complete.


**Dartmouth Gig Restoration-** David G and his gig team have had a really good month and the boat has moved on in leaps and bounds. Below left the gig team has been supplemented by some of the Thursday Cyclops guys and gals as they start to steam and fit the frames. I don't think David



really had a job getting the Cyclops's team to go and join him as the job of framing her with steamed green oak was more interesting to


them than fitting Braces into Rover. Above right Linden and Natacha are busy nailing and riveting with David looking rightly pleased with the progress and just over left Natasha is riveting up the nails and roves.

Below left Steve and Pauline are taking a break and finally over right the gig is looking really sharp and has to be a real credit



to everyone that has worked on her. Congratulations are

certainly in order.



**Dghajsa – Wilson Pickett** – Work continues on her and over left Pauline is using her wood carving skills to relieve the carved pattern from the after locker cover and over right she is tracing the detailed



patterns so that we have a full record of what Wilson Pickett was like before we go too far. Sue L has also been working with Pauline on this project. Lynne R went on holiday to Malta and



she came back with a few nice sections of a Dghajsa so either she found them in a scrap yard or there is a very irate ferryman in Valetta wondering where his back rest has got to not being able to remember carrying any drunken matelots back to their ships in the recent past.

**D49** – She has remained in the dock for the month, there has only been a small amount of work carried out and that was to remove one of her very badly rusted bollards so that we can get some new versions made as they are all pretty badly corroded.

**Whaler Excellent** – Other than fitting her safety ropes back in place she has been on hold waiting for a space in the Boathouse before we give her a good sand down and repaint ready for her to go back on display.

**National Historic Ships UK- The Marsh Christian Trust** – This month the Portsmouth Naval Base Property Trust's Boat Volunteer team were awarded a Highly Commended classification for the Marsh Volunteer Award for Historic Vessel Conservation 2017. This further recognises the organisation as a centre of excellence in this field. Well done everyone.



**Suggestions for next month** - If you have got any ditties, lies, scandal or photos that you would like to see in print just let me know, my 'e' mail address is: - [boatbitsisus@ntlworld.com](mailto:boatbitsisus@ntlworld.com). Fred is the name.