

Monthly News Letter

Boathouse 4/5 Volunteers

November 2016



Another Victorian Festival has been and gone and Christmas 'prezzie' buying time is getting short so don't waste time get out there and spend your hard earned readies and make all of the people you love happy bunnies for another year.

**Portsmouth Naval Base
Property Trust**



began again, she had developed a small cooling water leak from her mid engine gearbox / vee drive. In the photo below right it is being investigated by our 'A' Team, in the background is Shiner with Chris to the left and our long lost terry who had just called back in that day for the first time in months. ST1502 hasn't had a lot of action in the month other than being put into the dock for some protection over the winter. The problem is that it didn't quite work as during the recent extreme spring tides one of her stern lines got caught up in her fairlead and it got pulled out. Luckily John B was on the scene and promptly put it back with some extra big 'big man's screws'.


MGB 81 has been relocated to her winter berth on the end of Heritage Pontoon with her bows facing out to ensure a better ride in any blows that come along. This really is a better place for her as she also provides a screen for HSL 102 that is moored just behind her. Some really good news has been received at the back end of the month and we will soon have the funding to replace all of her engines so watch this space, it will be really good to see her back up to speed at 40 Plus knots. We will probably need to chat up the OPEC states to increase oil production again to keep up with her diesel usage.

The Green Parrot – Katy finished fitting the new timber frame into the engine room and Pete did the same to his new carlin strip ready to take the Port cabin side as seen over right.

ST 1502, HSL 102 and MGB 81
– HSL 102 had her new paint job finished by Endeavour Quay and



are waiting for her to be brought out of the Boathouse so that they can touch in the anti-foul paint where the blocks have been under her



she was collected on the 7th November looking very smart in the photo over left and



above right with the team that did her anti-fouling, just look at the reflection off her sharp end. I wouldn't want to be the hapless skipper that prangs this baby. Above left the team

<https://www.facebook.com/Boats-Afloat-Boathouse-4-66222557286452/photos>

Once back on our pontoon work



Cyclops Restoration Programme- Another full on month with a fairly full team working each day, Her port riser is now finished apart from a small section up forward that has been just un covered and some of the



damage in her starboard riser has been cut out with new timbers prepared ready to go back in. Over left the final layer of the Port riser is being sprung into place and below right Jim is applying his



fairing skills to the after end in anticipation of Fred coming along to take the glory and do the last two minutes. Talking of whom, who

is that below left applying the finishing touches? Meanwhile below left Brian D and John C are busy taking out some of the foredeck so that we can get access





to the Starboard riser. Below mid you can see some of what they had revealed. Unfortunately there was some dry rot. In the meantime some of the team have been working with Fred to develop a suitable design / method for the rowlock chocks, of which we need to have 18 made. Below middle Anne is making the bending mandrel so we can shape the flat brass inserts to fit the blocks. In the photo over right Fay is showing

her near finished beast ready to fit the brass insert similar to Fred's Prototype below left and just left Trevor has started cutting the half lapped joints. The other guys and gals that



have been working the chocks are Nick P, Geoff G, Tom B, Janet C, Linden T, Ron L, David G, Sadie S, John P. Brian D and Anne C. Whaler John, Graham A, Linden T, Tom B, Wills and Anne C have been working alternate shifts on a new frame. In the photos at the

bottom of the previous page some of their actions have been captured. Bottom left Tom B and Will are springing in the first stage laminates off a strong back. It is obviously not an easy job as it has forced Tom to



take a well earned rest. He does look comfortable though doesn't he? Change of shift again, above left Whaler John and Graham are back on the job and are cleaning up the laminated frame out of the boat before it is trimmed and fitted with a couple more sacrificial laminates that they can plane down to fit the camber of the boat. As a point of interest in the photo over left shows a good example of the spores of the dry rot as they spread across the surface of the timber between the laminates of the 2007 riser and the hull. Scary isn't it, more like the monster from the deep. Just over right Graham A and David S are taking out one of the king posts, and over left David is holding the beast in his arms and it is





easy to see that it is a great big king post. In the middle photo just over right Anne and Whaler John have been having a discussion about

what they think I should do with the camera. The next few photos cover some of the other goings on. Just below left Aiden is not wasting any time with that saw as he trims away some dead timber, then



there is the hand of Fred spiling in the shape of the Starboard riser, followed by David S as he is removing the timber around one of her lifting eyes so that we can replace a section of the keelson.




Dartmouth Gig Restoration- David G and Linden have continued their work but they have slowed a bit as they get ready to bridge the gap between the old and the new planks

Whaler Excellent – The whaler is now back on static display in the Boathouse following her little outing.

Charmian – We have not carried out any more work on her in the month other than to move her along a bit to make room for some of the Victorian Festival stalls.

Harbour Launch D49 – She is still out of commission due to her fuel system that Shiner and Chris are working on they now have the new filters and they are being fitted and John B has continued working on the seating and that is coming along very nicely. Danny and Spud Murphy have been on board her doing a tidy up and keeping her pumped.




Some of the other things that have been happening in the month -

The Next Generation of Boat builders – During the Victorian Festival we held some mini boat building workshops and below here are some of the next generation of boat builders. As ever the enthusiasm shown by these young people was inspiring. You can tell just by the look on their faces that they are supremely proud of their creations. Thanks go to all of the volunteers for helping with the workshop and to Sophie D who had designed and prepped the blanks. All of the kids managed to use a draw knife, a mallet and chisel, a spoke-shave, a block plane, marking pencils and patterns and finally helped with the rigging of the mast, boom and sail and the best part of it was that all of the boats actually sail in a light breeze.



A little bit of history – During the month we have been doing a bit of research into Cyclops's history and with a lot of help from her previous owner, Mike Murray I can now put some more photos of her during her



working life in and around her home waters. Both on the left show her high and dry on a reef following a small mishap, the top one shows her with her sister boat Jason that had been towing her at the time. Upper middle as she was being worked by Donald Ross filled up with sheep ready for a trip to the islands where they were left to graze. Top right as she is leaving Crinan canal basin having had an engine change and bottom middle Mike is replacing her transom that had become so rotten it was ready to drop out over right he is seen working the boat single handed with the help of his recently installed Ferrari hydraulic crane in the 1980's. Finally everyone is having a ban-yan, the white water just behind is the Corryvreckan whirl pool. It is now confirmed that she was sunk during the second world war at Greenock on May 6/7 1941 where she had been in use by the Admiralty after motorising her as a victualling boat servicing RN ships. The air raid became known as the Greenock Blitz, most of the ships managed to leave harbour as the sirens sounded but Cyclops got caught up in the rapid

departure and was swamped. The town and surrounding area was severely damaged with high loss of life and injury but with very little damage incurred on the ships. The Admiralty later salvaged her and put her on the

beach at Greenock for the duration of the war after which Donald Ross bought her and fitted her out with a new engine. Mike Murray bought her off Donald much later on and continued with the business finally extending the scope to cover the moorings associated with Crinan harbour. Thanks goes to Mike for putting up with my persistent questions and for his invaluable assistance in filling in a lot of the gaps this boat's history.

A Brand New addition to the restoration force – This month saw the start of Bob Forsyth, an experienced and skilled shipwright who is going to be working for Marian and Diggory for several days each week for the foreseeable future. Bob will be giving much needed guidance and advice to all of us volunteers as we progress the work on such projects as Cyclops and the gig. Bob is also involved with the planning of the restoration programme of 'Falmouth' our 35 foot armed steam cutter which he and Diggory will be overseeing between them. Later on he will be involved with some of the more future projects such as build of the planned replica of Coastal Motor Boat CMB 4 and the restoration of the LCA F8. In the photo over left he is with Jim M discussing some of the work being undertaken on Cyclops.



Lessons in the skills of communication –Over right we can see exponents of the latest discussion forum as Janet, Jim and Tom are totally immersed in their smart phones as they text each other. Who said the art of conversation was lost?

Suggestions for next month - If you have got any ditties, lies, scandal or photos that you would like to see in print just let me know, my 'e' mail address is: - boatbitsisus@ntlworld.com. Fred is the name.

