


# Monthly News Letter

## Boathouse 4/5 Volunteers

### July 2016




**We have had quite a busy month since the last News Letter. Summer has been upon us, I can remember at least four days of sun, but the boats and volunteers have all been busy**

**Portsmouth Naval Base**

**Property Trust**



**The Green Parrot** – Well I think that I must have lied to you all last month because I told you things were going back on. Well despite that here is Phil busy taking off the cabin




roof and all of the deck head beams but to be fair no sooner had he finished that than the cabin side and new beam shelf went back on so progress is being made.



ST 1502 – Her coding programme has been completed apart from the fat lady singing. She was taken to Henley Classic Boat festival in the month and a good time was had by all. Before she could go however it was time for a quick spruce up with a wash down, new anti-foul and a nice sharp Boot topping along with some Danish oil on her rubbing strakes and toe rails. In the photos below you can see some of the guys busy with the tasks in hand. First of all we have got

Danny attacking the Starboard boot topping along with Spud Murphy working on the Port sharp end and finally Knotty touching in the anti-fouling. This was



followed on with Allan



B, Sadie and Fred rubbing down and oiling the rubbing strakes and toe rails. Fred having fitted



the Vicker's machine gun just couldn't stop himself having a play- ratatat. Once that was all completed she was loaded onto a low loader for her trip along the A3 and M25, but before she could







get there she had to get out of the Dockyard and all of their traffic diversions. Above left on the previous page she is has just been taken out of the Boathouse and above right just turning out of Unicorn Gate, the only gate she could get to due to some quite tight chicanes and traffic diversions in the Yard. The journey on the M25 turned out to be a bit of a nightmare as everyone jostled to find their mobile parking space, the only thing missing was that there was no parking attendant walking around giving out tickets. The final obstacle before we actually arrived at the Boat yard was a killer 180 degree hairpin bend and if you study the photo over left you will see why we all held our driver in the highest regard, second only to our own illustrious leader Diggory who in

this photo was using his van as road block to keep all following traffic at bay. Once off the trailer and onto the Thames it wasn't long before a lady on a bike coaching a boat load of guys 'asked' us in no uncertain terms if we could slow down just a smidgen, she would have given some of our old GI's a run for their money



Next morning dawned at about 0515Hrs and all did bode well for an exquisite day ahead. First however there was the little job of cooking up a breakfast and a brew. Our resident 'I am always happy in the morning to the point of distraction' Knotty can be seen getting things lined up ready for Fred the duty chef to work his culinary magic and in the photo over right



it was 'Room Service for Mr Rose' delivered by the hands of Fred and the tea courtesy of the hands of Knotty. Not a bad concoction in the circumstances. We were moored just aft of MTB 102 and the rest of fleet of the Dunkirk little ships and over to our other side we met up with CMB9/ DCB1 more about her later. Over the following days we met many people and showed them around the boat



whilst Mr Knotty managed to enthrall all and sundry with his inimitable patter and knotty tricks. Over left Diggory has cracked the Indian rope rick by resting it on his sweatshirt. Later on in the visit we were approached by a group of Air Cadets from RAF Henley asking if they could come aboard and have a look round, but we did much better than that.



They joined us for a couple of our parades up and down the water in front of the crowds. It wasn't long before we cottoned on to a good idea



and got them drilling for a series of salutes as the various Dunkirk little ships went by us. On the first parade we had been invited to accompany the Dunkirk fleet as being representative of the four Seaplane Tenders that were sunk during the operation. In the photo below left the squad is seen very much 'at ease, you may not believe it but the sweet young thing on the right of the photo is their Flight Sergeant and boy could she drill. There was definitely no messing with this girl as she called them to attention. There are more photos on the Boats Afloat section of Boathouse4 Facebook.

[662222557286452/](https://www.facebook.com/662222557286452/)

**HSL 102 and MGB 81** – Both of the boats have been used in anger over the month with the latest series of trips out were covering the America's Cup qualifying race series in the Solent. In the photos below some of




the action can be seen. We were lucky enough to be able to take out HSL 102 for an ad-hoc trip and included some of the BH/4 volunteers. In the photos below Fay, Jane and Tony are having a little test drive under the watchful eyes of Shady Lane one of our nominated coxswains. John B also had an opportunity to drive and



whilst under his watch we came across a potential rescue at sea as a couple of local sailors had capsized their catamaran and had a bit of a problem righting in, we stood by keeping a watchful eye on the proceedings until all was back under their control. We also managed a text book Man over Board exercise after a hatch cover decided to jump ship and required rescuing. Just goes to prove 'practice makes perfect'.

**Dartmouth Gig Restoration-** Below left David and Linden are being shown how to sand down one of the repaired planks by Laura a potential volunteer on a taster day. I just hope that they are paying attention as






she was only there for one day. In the meantime Tom is catching up on notes left by David and over right the output of all of this effort is the fitting of three planks on the port side and three on the port. As you can see we are using repaired original planking wherever possible by fitting graving pieces in. Over left Brian D and Linden are in discussion on



the next stage. Work is progressing fairly well and I think that we are on target for 8<sup>th</sup> April 2017.


**Whaler Excellent** – Excellent has now virtually taken right up and is making very little water. She is moored on the Southern Finger Pontoon on Heritage Pontoon and has now had most of her fittings put back in. In the photo below left 'Lecky' Eddie and 'Wafoo' Allan are busy putting in a small electric pump and float switch with a battery and solar panel. Also helping with the task we had 'Clanky' Shiner, he was our Tea Boy and in the photo below middle he is busy trying to boil the kettle from the solar panel which as 'Wafoo' Allan pointed out would never work as it wasn't even wired up. He then took over the job by using the other solar panel that




Eddie had just wired in to the battery. It was at this point that Fred told them they both barking mad trying to boil the kettle using the solar panels as the kettle had no water in it. It just goes to prove that you will never soar with eagles when you are working with turkeys. Despite all of this however once we had finished she was looking the business as you can see in the

photos over left and now as an added bonus she will keep pumping herself dry, so that will save Danny and Knotty a job. One of Boathouse 4 Volunteers, Linden has also been helping Fred to fit a stirrup pump onto the centre board casing by making two semi circular brackets. Fay and Trevor D have also been helping out making some toggles and turn keys to hold in the bottom boards

**Charmian** – Since we made the initial start last month there has been no more movement in the re-shaping programme as she had to be put back in the dock for temporary storage whilst we worked on 1502. She is however safe and sound and staying dry as the photo below left shows. She is due back out of the water in the front end of August when she will be put back onto her trailer and re-located outside of Boat House 5 where work will progress.



paintwork design has been transferred onto their hulls I don't think that there is a person working in the boathouse that hasn't been involved won't be wishing that they had been a part of the programme. Tremendous!!.



**Harbour Launch D49** – What with other priorities and programmes she hasn't had too much work done on her this month but John P did progress some of the seating slats, it won't be too long before Spud Murphy can be let loose with his varnishing brush.

### **A Point of Interest – CMB 9 / DCB 1**

Whilst at the Henley Classic Boat Festival earlier in the month our boat ST1502 was moored up alongside a unique WW1 Motor Torpedo Boat. The photos below were taken during the weekend. She was built by Thornycroft by instruction from the Royal Navy with the pennant number CMB9. On 8<sup>th</sup> April 1917 she torpedoed and sank a German Destroyer G88 off the coast of Belgium for which she received a Battle Honour.

In 1918 she underwent an extensive conversion and her Royal Navy pennant number was updated to DCB1 as the first of a prototype Distance Controlled Boat. She was completely unmanned being controlled via an aircraft using radio control, being able to fire torpedoes at given targets and returning to base. She was in fact the very first Drone vessel with a fully 'Fire and Forget' capability. Eat your heart out BAE Systems they beat you by nearly 100 years. Photos below show her at Henley's Classic Boat Festival earlier in the month.



**Fay's Paddle** – Fay didn't do too much to her paddle in the month other than give it some more coats of varnish however she was seen well and truly up the creek without it. In the photo over left she is at the wheel of HSL 102 as she is speeding along towards Cowes on a jolly and in the photo over right she is looking out for her paddle just in case we break down and she has to get us back.




She wasn't on her own though, also doing their bit on the day was Janet and one of our new volunteers Tony but you can see their photos in the America's Cup section earlier. I asked her which she preferred, paddle making or boat driving? Needless to say


there was no contest she would go for paddle making any time. I am also the world's worst liar. It is OK Fay your secret is safe with me.



**Some of the other stuff that has been going on in the month.-** In the following photographs you can see some of the other activities that have been taking place in the month..



Above left 'Taff' Casey is waxing lyrical, middle Len is giving another opf his rope making remos to the crowds and above right James is working on 'Hippo' stripping of some of the varnish. Below left we are all pleased to see our old friend Mac our varnish miester of an earlier era come back to say hello and check up the Varnish booth. Below middle Peter N is in the throes of his taster day working with Fred on the new engine cover for ST 1502 nad below right some of the Property Trust's guys and gals and their families on 102 as e are going around the sailing course.



### **Up and coming events not to be missed –**

This coming month we are opening the Boat House up for our very first Summer Festival. Over the weekend of the 5<sup>th</sup> 6<sup>th</sup> and 7<sup>th</sup> of August we will be giving demonstrations on all of the following.

In our glass-fronted workshop Chris Dobbs (Mary Rose) and Damian Goodburn will be working on large chunks of oak in the traditional way giving the volunteers and students a chance to get involved.

Several of our suppliers, Axminster Tools, Wessex Resins and Robbins Timber will also have experts here to chat about all things related to boatbuilding.

The workshop floor will be open and visitors will be able to wander amongst our boats.

Groundlings Theatre will be here doing some....theatricals.

Janet Ayers will be up in the soft boat doing Story Boat – stories and singing.

Our boat strong-backs with the gigs and 4 work benches will be out on Main Road for all to see as we progress with the build.

**Any Suggestions for next month** - If you have got any ditties, lies, scandal or photos that you would like to see in print just let me know, my 'e' mail address is: - [boatbitsisus@ntlworld.com](mailto:boatbitsisus@ntlworld.com). Fred is the name.