

Monthly News Letter

Boathouse 4/5 Volunteers

December 2017



Congratulations to all of our volunteers for seeing out another excellent 12 months. Here we have a summary of Decembers fun and frolics.


**Portsmouth Naval Base
Property Trust**



Supported by
The National Lottery
through the Heritage Lottery Fund



The Green Parrot –Below right and left we can see some of the progress made in the month. Not only have the boards been put in place and nailed and riveted but the work has been carried out by the combined activities of the IBTC Students



and the boat Volunteers. As you can see with the lower level of boards that are in place it is an ideal location for everyone to gain some experience in nailing and roving. There are only a few thousand here. Once we start on the replica CMB later in the year there are going to be hundreds of thousands. Above top right volunteer Graham A is being introduced to the art with the first couple of dozen with Student Chris on the other side.

MGB 81– All three of her engines are now out with the rest of the work progressing well. If you fancy a ten minute viewing follow the link below and you will see the three engines being removed.

<http://www.berthon.co.uk/berthon-blog...>

HSL 102 – She has been out of the water this month at Serco Denholm in the Dockyard where Chris and his merry (or not so



Merry men) have anti fouled her and cleaned up her hull and repaired a couple of dings. In the photos over right and left you can see her at Cerco along with Santa's little



helpers all booted a spurred ready to do the business. Between you and me it was probably Lynne's love of snow men's costumes that

convinced her to get stuck in on this job there is very little difference between this one and her Victorian Festival outfit.

Motor Whaler Danae – She remains operational our resident ‘Clankies’ continue with the ongoing care and maintenance, she has had her battery recharged this month to make sure she can be run at short notice.


Cyclops Restoration Programme – Following on from last month the work programme has been a little bit delayed again but this time it was so we could build a boat trailer for the Itchenor Ferry sailing boat Mermaid, but more about that later on.



Above left David Y is removing some uncured resin before he can get down to the salvage that was really needed. Above middle Keith is about to use his ‘Putting on plane’ to carry out yet another salvage. At an earlier stage we had managed to cut two thwarts to fit the same station in the boat so here he is re-measuring to salvage one by fitting a graving piece in place before he re cut and finished the job. Above right Fay and Tracie are giving all of the bare timber a good coat of thinned primer, I don’t think anyone wanted our new planks painted as now they have just merged in with the rest. No more the beautiful pristine timber now they are just planks!!! Over right Steve D is working on one of his standby jobs as he is making up some more oar crutches / rowlock chocks.



Above left John B and Whaler John are pushing on with the frame repairs and in the middle John B is trying one for fit. Above right Theo another of our French carpenter students is working on one of the thwart rebates and below left the two of them are cleaning up a frame before ‘mon ami’ Ben tries it for fit. This time ‘Ee ‘as non buggere’ hence his big cheesy grin. Below right John P has made a start on the first section of the keelson




At the end of the working month just before we packed in for the Christmas break Brian D and John C managed to fit a couple more frame sections and then gave the boat a good clean out helped by Theo.

The results can be seen below. Here she is looking more like a boat rather than the skip she had been in danger of becoming





Rover The Clyde River Cruiser – Having completed our work on her last month she is now awaiting movement/ disposal.


Mermaid - Itchener Ferry sailing boat - she is very old boat that now belongs to the Property Trust and is in the process of full restoration. On completion she it is intended that she be fully operational capable of competing in 'Old Gaffer's races and festivals as part of the Property Trust's collection. The task for our volunteers this month was to get her off the blocks that she sat on and onto a trailer capable of being moved anywhere in the boathouse. That may sound easy but she comes in at about two tons and was nowhere near an operation crane. In the photos below the general process of making her trailer and then lifting her up 17 inches to allow the trailer to be slid underneath




Above left Brian appears to be slumming it and dozing on the floor again but in reality I think he is actually bolting up some of the castors, next to him in the middle is John C fitting some end extender blocks and then on the right he is fitting the centre reinforcing sections. Now all this was very good apart from the cat that this design was never really going to work as that lovely centre keel support was going to get in the way and therefore it was back to the drawing board or more likely the back of another fag packet.




Above is the finished version before we tried it out?? Above middle David S appears to be risking life and limb but in fact at this stage the boat was only just starting to be lifted. Next as she goes up we keep the blocks tracking the movement until she is just over 17 inches off the deck. At the top of the next page you can see the modified version without the central keel support and following on from that the boat is right up and we have managed to squidge the trailer under the boat. Finally in that sequence Keith D is either sending smoke signals to the Indians in the hills, rubbing two boy scouts together to light a fire or he needs a sharp drill bit



Below left Keith and John have got their side chocked up and look pretty pleased with themselves and below middle Keith is showing the ultimate confidence in his workmanship as he knocks out the final shore without a thought and then finally there she is free to go wherever our Lords and Masters want her to end up.



Dartmouth Gig Restoration- The Gig team are approaching the next exciting phase of this project, the fitting out. Below left she can be seen now that all of the moulds have been taken out she is looking rather sweet,



in the middle she is having her thwarts dry fitted following on from the risers and over far right she is seen with the next project lining up alongside her, namely the 1940's Admiralty Pattern Trawler Life boat. It is true to say the David's gig team have now just about caught up with the new build gig which is also looking pretty good as can be seen over far right



Dghajsa – Wilson Pickett – Work continues on her and



the back rest that Lynne R brought back from her holiday can be seen over left.

D49 – She was moved in the month to make way for ST 1502 so we could get her into the dock.

Whaler Excellent – Trevor and Geoff both had a go at keeping warm in the moth by rubbing down all of her paintwork as soon as space permits she will be brought back into the Boathouse for the rest of the work on her.

In the month we had our combined Christmas party with the volunteers and the Students all having a brilliant time. Below left Lynne is our master of ceremonies as she is calling out the raffle winners ably assisted by Sophie. A big thank you goes to everyone who organised it and to the restaurant staff who cooked and served up the superb food.



Suggestions for next month - If you have got any ditties, lies, scandal or photos that you would like to see in print just let me know, my 'e' mail address is: - boatbitsisus@ntlworld.com. Fred is the name.