

Monthly News Letter

Boathouse 4 Volunteers

October 2019




Now we are in the winter time with some darker evenings things are due to get a bit chilly in the Boat House so lots of work is needed to keep us all warm. Oh goody!!

**Portsmouth Naval Base
Property Trust**



Maltese Dghajsa – Wilson Pickett –



Her paint work is progressing under the capable hands of Pauline. The starboard



side is nearly complete with her name lightly sketched in ready for painting along with all of her sheer strake decoration completed.

Harbour Launch D49– She has been moved out of the dock and is currently on the main pontoons in readiness to be moved around to Cerco's slipway in the main dockyard or she may be lifted out onto our slipway so that a full survey can be carried out and we will have easy access for some maintenance.



Cyclops –We fitting work some more right with Fay box of S has been to the stage

In the mean fitted by the



have managed to carry on with some of the this month. David, Mark and Fay have made progress with the rowlock chocks, see over sanding another one down and below left the completed ones growing a bit each week. John making a set of cleats for later on when we get of fitting her out.

time she has had some more of her thwarts various teams .




Below far left Trevor and John Care fitting another thwart, once this one is in there are only two more to fit and then we can remove her inwales and move onto the next stages.



Motor Whaler –Danae – She had her new control cables fitted in the month and her rudder has been completely rebuilt from the pintles out thanks to Mark, Carl and Chris and several other willing volunteers. Once the new rudder is fitted she will be ready to go.

The Power Boats HSL 102, ST 1502 and MGB 81 - All three of these boats are fully operational and located on our pontoons, very soon they will be prepared for their over wintering regime

The Green Parrot – Although we haven't carried out any specific work on the fabric of the Green parrot we did have a blitz and completely emptied her of everything that wasn't bolted down



Above left the after accommodation has been emptied of all deck boards whilst the forward sections have also been stripped of everything. The reason for this little flurry of activity was carried out so that the pending surveyor could easily access all of the normally inaccessible little nooks and crannies. No stopping him now.

LIBOR Projects “Funded by the Chancellor using LIBOR funds”

Landing Craft Assault LCA F 8 – Landau UK have made a fantastic job of the restoration to the point in the month when she was due to put in the water to carry out checks and mark up her water line. Unfortunately the 20 ton crane decided to take up




smoking, which is never good for a crane especially one that is 80 years old. Needless to say the LCA is still landlocked pending a new or rewound 440 Volt 3 Phase main lift motor. In the photos here you can see

the outstanding level of finish that Landau UK team have achieved led by Tom. Top left shows the main deck below left one of the two new engines that have been fitted and upper right




the new flooding valves and ramp lifting gear whilst lower right the inside of the conning tower / wheel house. Over the years many of us have worked on the LCA at various stages of tidying up or salvage / re-floating after the odd sinking or two but never have any of us actually seen just how the conning tower would have been in operation nor have we ever been able to turn the rusted up ramp lifting gear control wheel..



Armed Steam Cutter ASC 26 'Falmouth' – Matt has been generally out of the Falmouth picture this last month as he is heavily involved with the training college but in his absence his team have been progressing the engine beds unfortunately most of this month's work is hidden under the boat as Aaron and his mates have been making and fitting the bronze through bolts. The new risers are machined ready to go in.




New Build CMB4 – We have made some good progress in the month along with a few 'going back' days but overall the boat has moved forward but before I get on to all that I have to apologise to Philip who last month I incorrectly identified as Duncan whilst he was working on the Transom chine logs. As a reminder please see the photo over left, this is Philip working on the Chine Logs in September not Duncan.




Just to prove that last month wasn't a flash in the pan in the next photo in the middle above the same chine log has been fully fitted along with the mini fairing wedges that can be seen taped in place. Above right Tim is on a taster day from his normal place of work on the RFA's. Below left Mark and Tim are fitting steamed timbers to the fore deck section in the middle below the deck timbers have been trimmed to size and glued and screwed whilst over right Mark is yet again in the shot fairing off a damage repair.



Bottom left on the previous page Geoff and Chris (another new man on a taster day) are transferring the positions of the timber notches from one side of the boat to the other so that we can cut those out ready for the Starboard side steamed timbers in that section. Next middle, John P and Keith D are cutting a set of carrf joints on the next set of timbers due t be fitted. Over right Steve D, John W, John B and mark are fitting the scarfed timbers in place.




Above left you can see Philip's other transom log in work with Oscar W working right upforward cutting housings for the next set of steamed timbers. Far right above Brian D, John C are taking the hot timbers from fFred as he feeds them some more deck timbers out of the boiler.



Above left John W is carrying out a Quality Control check just making sure that we have all achieve the correct fitting. It is a good job he is smiling because if he hadn't been happy with the job it was just toooooo late. Above in the middle John B is making a tiddly little graving piece that needs to be glued in place. It is a pity that he didn't manage to finish it on the day because we had the 'Build Site Cleaning Fairies' descend after he had gone home and they threw it away in the bin.

The series of photos below are quite scary really because they herald the next stage of the build programme, we have made a start priming all of the areas of the boat that will rapidly become inaccessible very quickly once we start planking. Below left Gabi is starting in the after section, Carl and Ivor also had a go along the outside of the boat with Fred squeezing into the side wings under the side decks.



Below left Mark (he is a busy little bee isn't he?) has started making inroads into the hull up forward through a series of access hatchways cut through the moulds, Steve D is scarfing the very last timber for the Port side and far right Sadie has started to fit some strengthening infills along the full length of the sheer



VIC 56 - Hello to a new boat in the collection. – During the month we took delivery of a new baot into the collection further extending our overall steam capability. For some time now we have been looking forward to VIC 56 joining the fleet. She is a coal fired Victualling Inshore Craft. Below are some of our first photos as she lies alongside our pontoons in her new home.



Victualling Inshore Craft carried ammunitions and naval stores to and within naval dockyards such as Chatham, Portsmouth and Rosyth and far Eastern

bases. Between 1941 and 1946 98 VIC's were built at various boat yards some of which were inland. VIC 56 and VIC 57 were built by James pollock. Most VICs used steam machinery due to the many wartime shortages. VIC 56 was the last of her type to remain in Naval service operating at Rosyth until 1970. Many of her sister ships were sold to the Clyde Puffer company. As her new owners we look forward to keeping her in steam for many years to come. Watch this space.

The photo above left wasn't taken with us but it was such a nice moody picture I couldn't resist it. It is here courtesy of VIC 56's number one fan, yes that is right our very own steam nut Diggpry who incidentally is seen above middle shot with her crew and previous owner.

Suggestions for next month - If you have got any ditties, lies, scandal or photos that you would like to see in print just let me know, my 'e' mail address is: - boatbitsisus@ntlworld.com. Fred is the name.

