


A summary of the work carried out in the Month of Nov. 2025


Igor started to dry fit the bronze stern post fitting having glued it up last month. Ros R, Mike S, John B2, Trish G were all involved with the port side wash-board sections. John P, Keith D and Keiron O neared the end of fitting the knees to the mast partner thwarts. David D carried on making the stumpy mast socket. John B1 nearly finished inseting the Starboard coach-bolt heads in readiness for screeding the upper hull planks with a fairing compound. We had two new starters with us from today. Ginny H, who has recently completed an 18month Traditional Boat Building course in Lyme Regis and Andy, an ex-engineer. Both were going to give us a try to see how they got on. Peter F and Ian F took the starboard quarter badge off to finish the full fit. Igor and Andy were working together on the skeg repair dry fitting the heavy bronze casting at the base of the stern post. John B2, Mike S and Trish G worked on the after sections of the port wash-board, whilst Roz and Ginny H finished dry fitting the forward P1 section after marking it out and cutting the twin bevels of the forward poppet cutout. Keith D, John P and Keiron O put the final nails into the thwart knees adjacent to the mast partners. Andy, one of our new 'vollies', drew the short straw today and painted the remainder of the bilges up forward. Igor carried on with the extreme fettling job getting the stern post / skeg bronze fittings back in place. Trish G and Ros R made a start on making a full set of 'bespoke poppets' for the port side wash-boards and David D glued up his stumpy mast socket box. Igor persevered with the stern until he got the fit of the multi faceted bronze socket near perfect. JohnB2 started to make to after section of the port wash-board, this piece is about 10 feet long with some sever twists on the way. Ivan moved on with his stem post capping section. Andy W managed to get the bilges covered in the Brick Red bilge paint and then he started to locate Micky M's forward closing board. Trish G, Ros R and Ginny managed to make and fit a number of wash-board poppets. David D and Barrie sized the stumpy mast socket and started to cut the bottom tennon to pick up in the mast step. John B 1 finished counter sinking all the large coach bolts on the starboard side ready for Jimmy M to screed the whole side with a fairing compound. Peter F and Ian F progressed their long term fitting job with the Starboard quarter badge. They scalloped out the back f the blocks to get a close fit once the mastic is put in place and the bolts tightened up..



John B1 and Mike S setting up the dowel drilling jig for Number P2 wash-board section.



Mike S doing some bench work whilst John P in the distance is fitting knees in place.



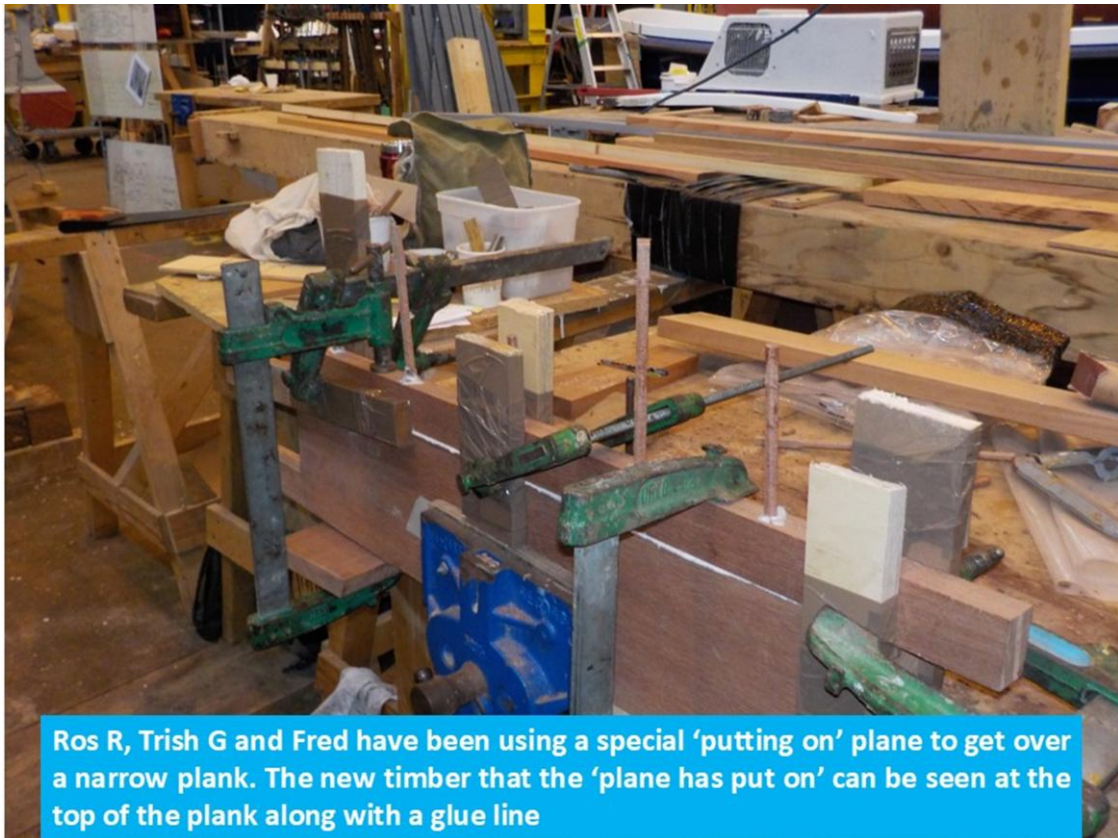
Mike S is setting up a drill sighting guide before drilling his dowel holes.

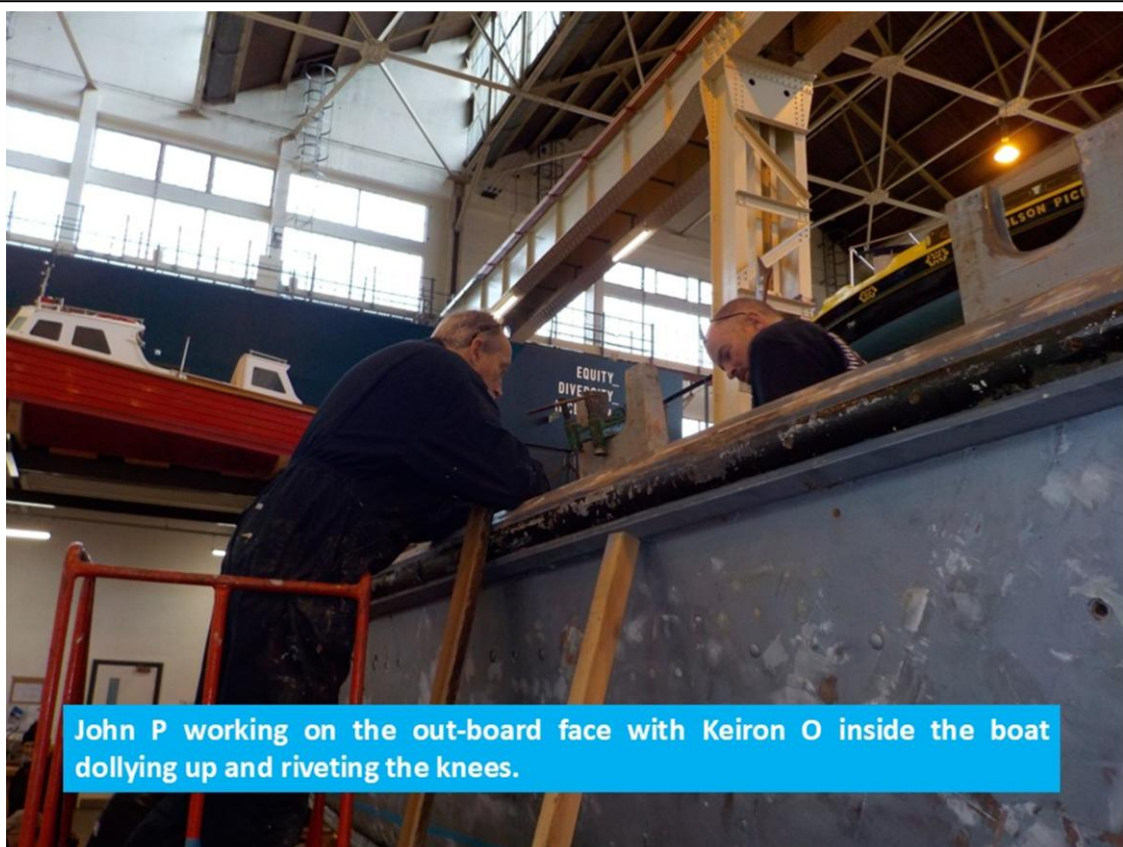


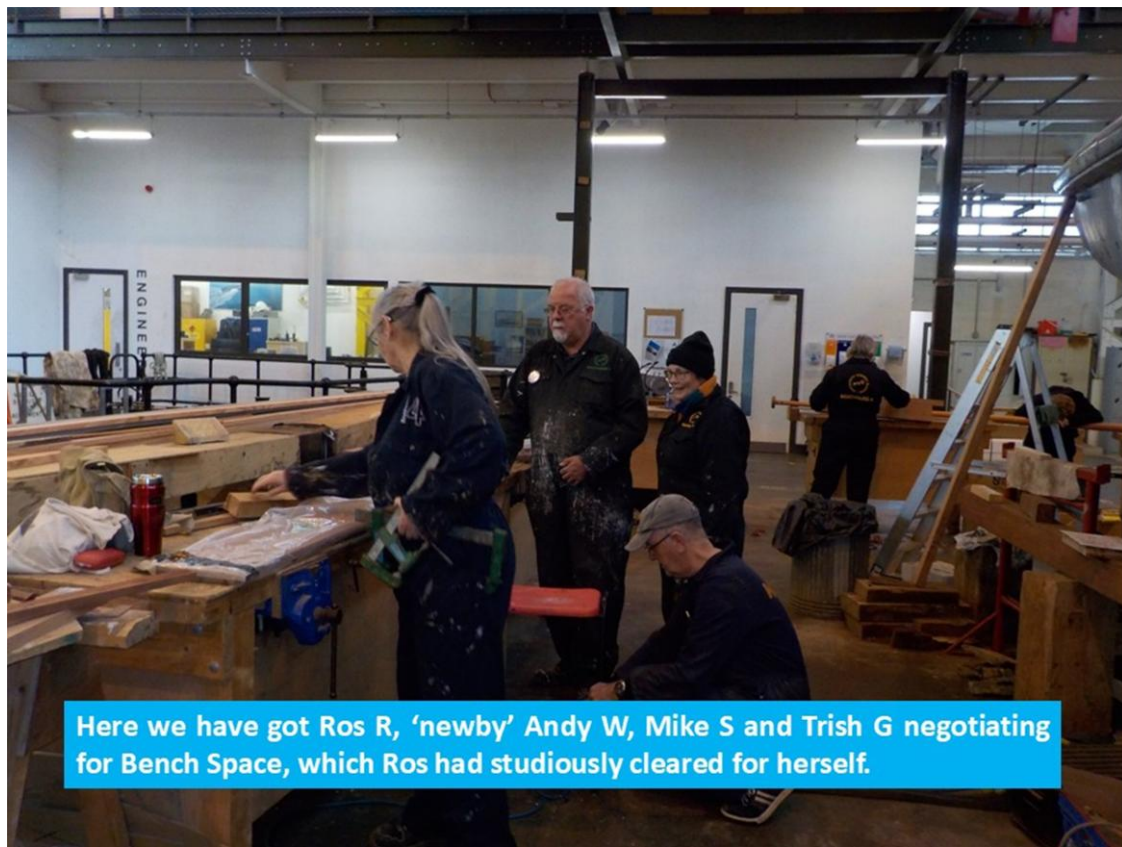
Igor and Keiron O in the early stages of gluing up the new timber sections linking the stern-post to the keel.



Keiron O trying to keep clear of dripping resin as Igor tightens up the through bolts for the new section of the skeg.







Here we have got Ros R, 'newby' Andy W, Mike S and Trish G negotiating for Bench Space, which Ros had studiously cleared for herself.



Mike S and Trish sorting out some power cables so they can start steaming a section of wash-board.

Cyclops restoration programme December 2025




Trish G being Trish G with her radiant smile keeping us all firing on all four cylinders. She is almost ready to steam that board, if only it was the right way up !!!



Igor thinning down some surplus timber on the stern-post to get the bronze beast to go.

Cyclops restoration programme December 2025





Andy sanding down part of the skeg to get the bronze casting to fit.




Peter F and Ian F working on the starboard quarter badge.



Softly, softly, catchee monkey

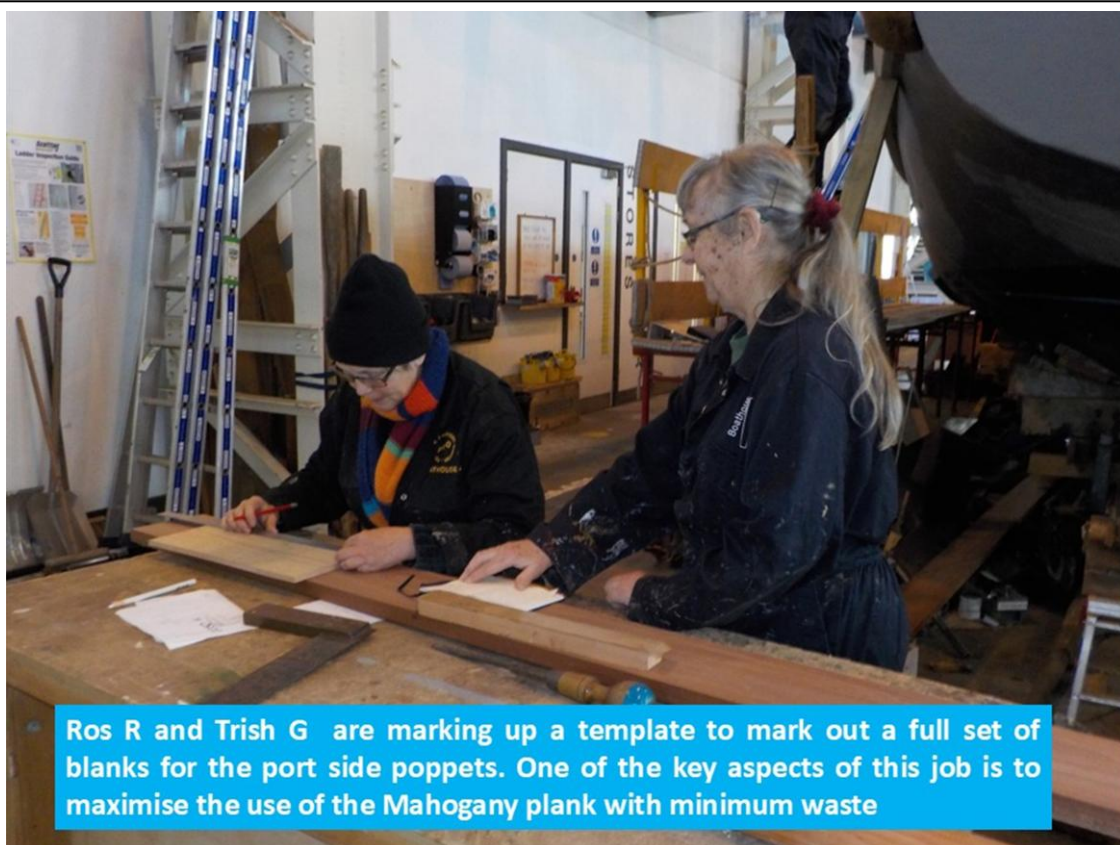


Peter F and Ian F getting near the point of pouring in the mastic and doing a final tighten on the bolts.







Nearing the last knockings on this part of the job Igor continues to persevere.



Ros R and Trish G are marking up a template to mark out a full set of blanks for the port side poppets. One of the key aspects of this job is to maximise the use of the Mahogany plank with minimum waste








John B2 getting there soon will need to be dry fitted on boat to determine rolling bevel along the bottom edge, so that it sits on the gunwale capping.



Igor fine tuning the shape of the stern post to get best fit for the bronze socket. Far from sanding with it it looks more like he is trying to play it like a set of bagpipes.









This is Ros between poppets as she does another little clean down. Without Ros R within two days nobody would be able to find a bench top to work on.